

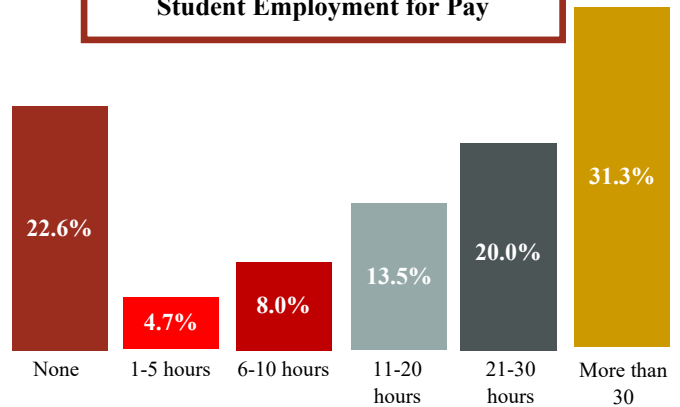
Palomar College 2019-20 Fact Sheet



Annual Student Headcount 35,173

2019-20 Student Body	
Student Characteristic	%
Gender Identity	
Female	47.7%
Male	50.9%
Non-binary	0.0%
Unknown	1.3%
Total	100.0%
Ethnicity	
African American	2.9%
American Indian/Alaska Native	0.5%
Asian	5.1%
Filipino	2.4%
Hispanic	47.4%
Pacific Islander	0.4%
White, Non-Hispanic	32.6%
Multi-Ethnic	5.3%
Unknown	3.4%
Total	100.0%
Age	
19 or Less	31.7%
20 to 24	32.1%
25 to 29	13.8%
30 to 34	6.8%
35 to 39	4.4%
40 to 49	5.6%
50 +	5.6%
Unknown	0.0%
Total	100.0%
Fall 2019 Student Status	
Part Time	61.5%
Full Time	31.9%
Non-Credit	6.5%
Total	100.0%

Student Employment for Pay

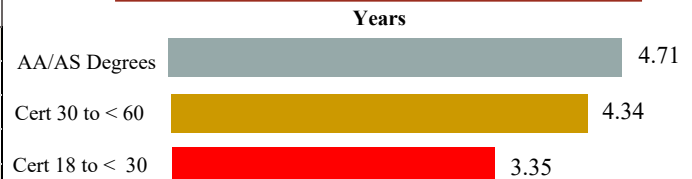


Source: Community College Survey of Student Engagement (CCSSE) 2018 Administration

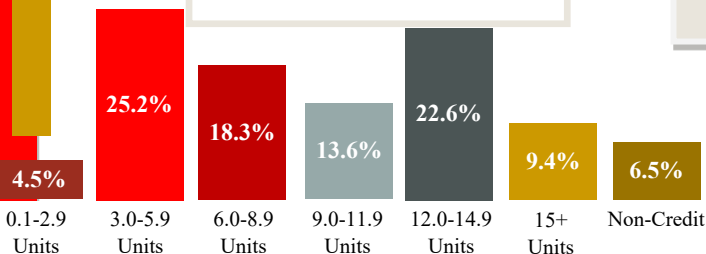
Degrees and Certificates Awarded

Award Type	Count
Associate in Science for Transfer (A.S.-T) Degree	329
Associate in Arts for Transfer (A.A.-T) Degree	424
Associate of Science (A.S.) Degree	807
Associate of Arts (A.A.) Degree	871
Certificate requiring 30 to < 60 semester units	1,837
Certificate requiring 6 to < 18 semester units	445

Average Years to Award Completion



Fall 2019 Student Load



2017-18 Transfers to Four-Year Universities

2,499

Prepared by:
Office of Institutional Research & Planning
Data Source: MIS Submissions to CCCCO; Student Success Metrics