

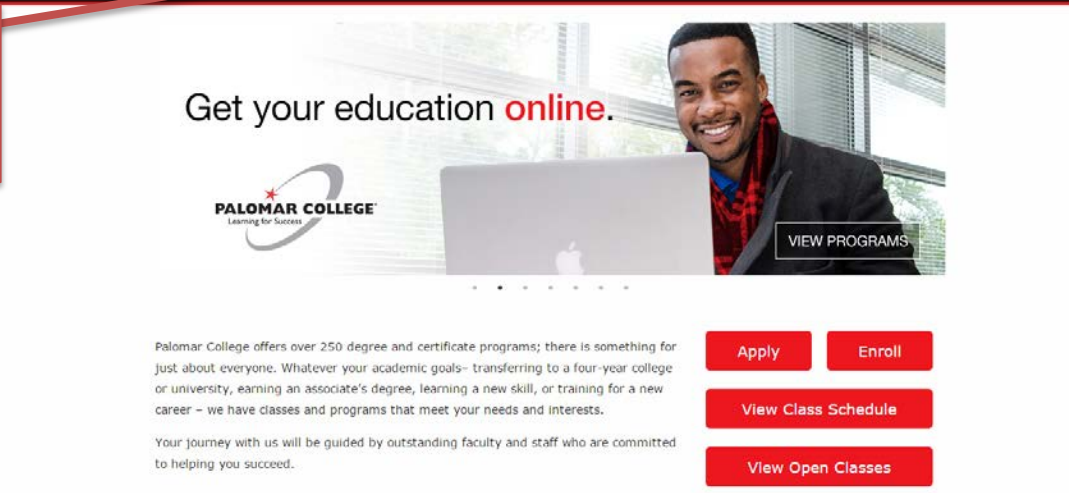


HOW TO APPLY TO THE PALOMAR PROMISE

Step 1- First complete the FYE application



Click on the eServices link



Enter your student I.D. and password

A screenshot of the Palomar College login form. At the top is the Palomar College logo. Below it are two input fields: "Palomar ID" and "Password". A red arrow points from the callout box on the left to the "Palomar ID" field. Below the input fields are links for "ID/Password Help" and "Information". At the bottom is a red "Sign In" button.



Click the Student Center tab



Welcome

[AUTO LOGIN EMAIL](#)

(Pop-up Blocker must be turned off)

Personal Information

[Demographic Data](#)
[Names](#)
[Payroll](#)

other personal... ▾ >>

Contact Information

Home Address	Mailing Address
.....
Primary Phone	Home E-mail
.....

Click on the FYE/ Palomar Promise Application link that appears on the right side of your Student Center screen.

Palomar FYE Application

[Application Form](#)

[FYE Flyer](#)

...

Step 2- Only students who are applying from an eligible school, and with a 2018 graduation year will have the option to continue on to the Palomar Promise application.



Palomar Promise Application

Thank you for completing your FYE application. Based on your graduation year and high school, you are eligible to continue on to the Palomar Promise application.

Palomar Promise was launched in 2017 and in collaboration with the FYE program, it provides an extraordinary opportunity for students to receive tuition assistance, textbook assistance and priority registration throughout their first year.

Click the Continue button if you would like to complete the Promise application.

Continue >

Upon completion of the Palomar Promise application, you will see the message below.



Palomar Promise Thank You

Thank you for applying to the Palomar Promise for 2018-2019. We appreciate your patience while we evaluated your application to determine your eligibility. You will receive an email confirming receipt of your application. Please check your Palomar College email regularly to view information regarding your status, and important deadlines. You will also be contacted by the Financial Aid office regarding additional requirements for Palomar Promise.

Good-bye

Please contact the TLC at 760-744-1150 x3931 if you encounter issues with accessing or submitting the Promise application.